












Offender Survey

1. I belong to the following age group			Response Percent	Response Count
Under 18			0.3%	3
18 - 20			8.7%	84
21 - 30			43.5%	422
31 - 40			20.9%	203
41 - 50			18.6%	180
51 - 60			6.5%	63
61 or older			1.5%	15
			answered question	970
			skipped question	55

2. I belong to the following ethnic group and race . . .			Response Percent	Response Count
Hispanic White			5.5%	53
Hispanic Black			1.1%	11
Hispanic American Indian or Alaska Native			0.3%	3
Hispanic Asian or Pacific Islander			0.2%	2
Non-Hispanic White			72.1%	696
Non-Hispanic Black			19.4%	187
Non-Hispanic American Indian or Alaska Native			0.7%	7
Non-Hispanic Asian or Pacific Islander			0.6%	6
			answered question	965
			skipped question	60

3. My gender . . .			Response Percent	Response Count
Male			74.6%	714
Female			25.4%	243
			answered question	957
			skipped question	68

4. I have been on supervision for . . .			Response Percent	Response Count
0 - 3 months			14.8%	129
3 - 12 months			32.1%	280
More than 12 months			53.1%	463
			answered question	872
			skipped question	153

5. I am being supervised at . . .			Response Percent	Response Count
NE Iowa Field Services (Independence, Oelwein, Decorah)			21.7%	221
Waterloo Field Services			46.2%	471
Dubuque Field Services (Dubuque, Manchester)			20.8%	212
Dubuque Residential Facility			3.2%	33
Waterloo Residential Correctional Facility			7.1%	72
West Union Residential Facility			1.1%	11
			answered question	1020
			skipped question	5

6. Please read each of the following statements and check the dot you feel best describes the statement in relationship to your supervision.

	Strongly Agree	Agree	Agree Sometimes	Disagree	Strongly Disagree	Does Not Apply	Response Count
1) My supervising Officer treats me with respect.	71.1% (725)	21.1% (215)	5.4% (55)	0.8% (8)	1.5% (15)	0.2% (2)	1020
2) RESIDENTIAL ONLY: I am treated fairly by Residential Officers.	32.1% (224)	20.1% (140)	9.6% (67)	2.6% (18)	2.3% (16)	33.3% (232)	697
3) I am treated with respect by Department secretaries.	59.7% (604)	30.4% (308)	4.9% (50)	0.8% (8)	1.1% (11)	3.1% (31)	1012
4) I have a voice in my supervision plans.	43.5% (439)	35.5% (358)	12.6% (127)	4.1% (41)	2.7% (27)	1.7% (17)	1009
5) My supervising Officer assists me in reaching my goals.	56.5% (574)	32.2% (327)	6.4% (65)	1.5% (15)	2.1% (21)	1.4% (14)	1016
6) My supervising Officer is reasonably available when needed.	52.3% (532)	32.7% (333)	9.3% (95)	2.9% (30)	2.1% (21)	0.6% (6)	1017
7) My supervising Officer lets me know what is expected.	67.8% (692)	26.6% (271)	3.4% (35)	0.5% (5)	1.5% (15)	0.2% (2)	1020
8) Classes/groups I have attended while under supervision are helpful.	39.8% (393)	26.1% (258)	12.3% (122)	2.9% (29)	2.2% (22)	16.6% (164)	988
9) My efforts for doing well under supervision are recognized.	49.1% (497)	34.3% (347)	10.2% (103)	2.5% (25)	2.6% (26)	1.5% (15)	1013
10) Overall, I am satisfied with my supervision experience.	51.1% (520)	31.9% (324)	11.0% (112)	2.4% (24)	3.0% (31)	0.6% (6)	1017
	answered question						1023
	skipped question						2

7. If you wish to make additional comments, please do so here - but you may leave this blank.

	Response Count
	97
	answered question
	97
	skipped question
	928